

# Technical Publications Web Registration

## Pubs.txtav.com Web Registration

This User's Guide provides detailed instructions on how to register on the Textron Aviation Technical Publications website and link Beechcraft.com and CessnaSupport.com registrations for a single sign on (SSO) login. For instructions on how to access Service Information and 1View Libraries, see separate instructions in the Help/FAQ section. A User's Guide is also available on managing publications orders and subscriptions online, also in the Help/FAQ section.

The log-in screen for the Technical Publications website is located at <https://ww2.txtav.com>. A txtav.com log-in is required to order parts and view technical publications information and will replace log-ins used for Beechcraft.com and CessnaSupport.com log-ins. The txtav.com log-in will allow a single sign-on solution to access all three sites.

## Existing Web Account

To log in with an existing web account, enter the user Email address and password then click on "Sign In".

The screenshot shows the login interface for the Textron Aviation website. At the top, the header includes the 'TEXTRON AVIATION' logo and navigation links for 'PARTS & WARRANTY' and 'SUPPLY CHAIN'. The main content area is titled 'Log in' and contains two input fields: 'Email Address' and 'Password'. Below these fields is a 'Sign in' button and a 'Forgot Password?' link. At the bottom of the page, there is a 'New User' section with the text 'Are you a new user and don't have an account yet?' and a 'REGISTER' button. A red arrow points down to the 'REGISTER' button.

## New Registration

To create a new log-in on txtav.com, click on **Register** and fill out the applicable information. Please note the Email address used in the registration will be the username on txtav.com.

# Register

## Create Account

First Name

Last Name

Email Address

Company

Street Address

Address Line 2

Address Line 3

City

State/Province/Region

Postal Code

Country

Phone

Fax

Password

Re-enter Password

Passwords must be at least 8 characters long and contain at least one uppercase, one lowercase, and one numeric character.

Sign Up

A confirmation Email will be sent.

TXAV.com Hello Kathryn [My Account](#) ▾

---

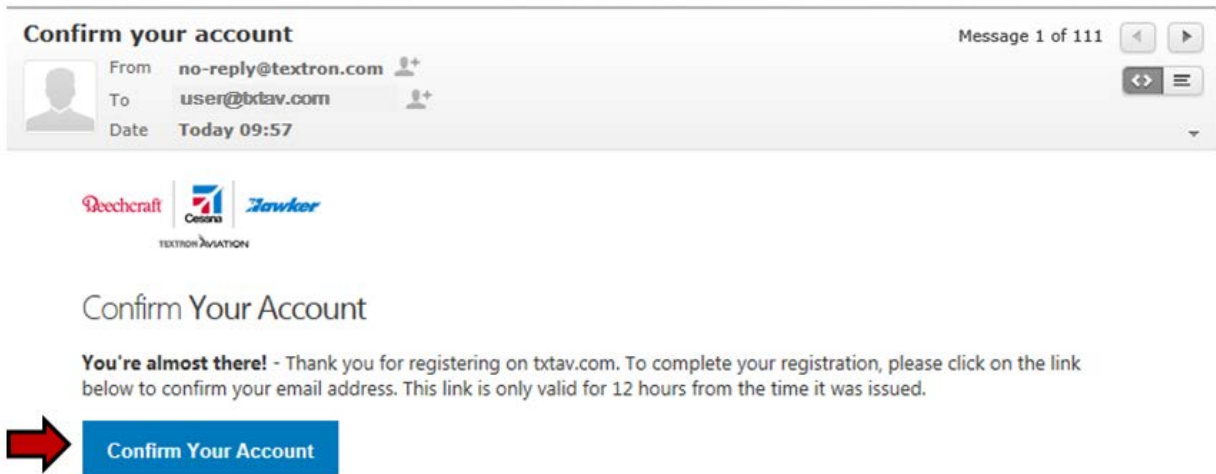
**TEXTRON AVIATION** PARTS & WARRANTY SUPPLY CHAIN

---

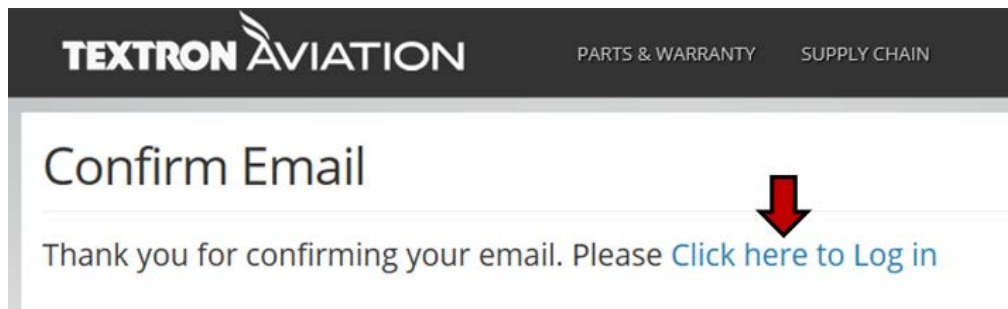
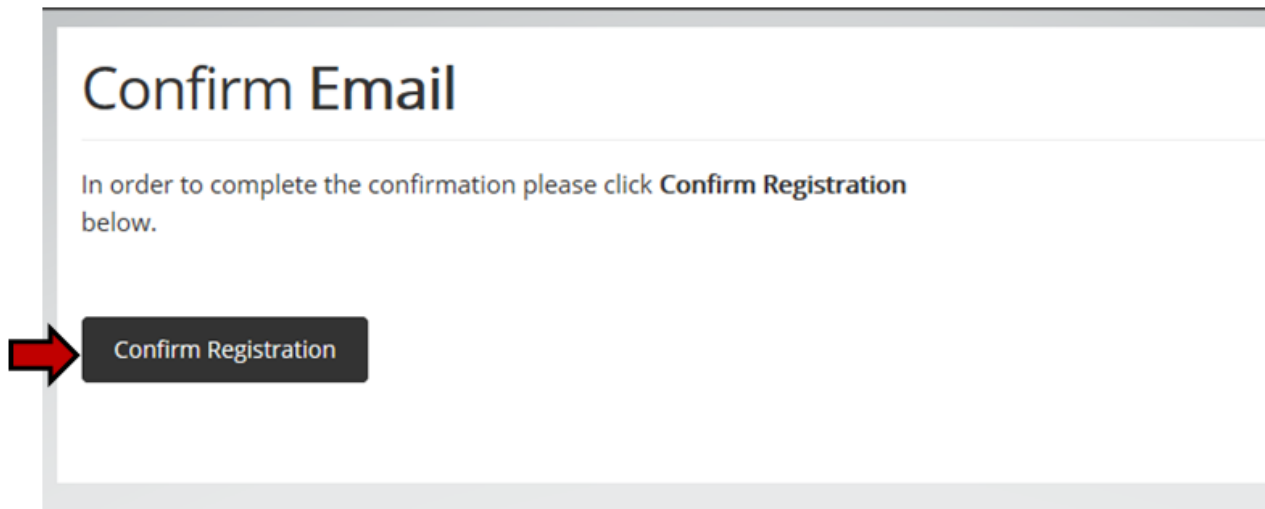
## Confirmation Email Sent

Please check your email and click [Confirm Your Account](#) in the message we just sent you.

To confirm and complete your txtav.com account, click the **Confirm Your Account** box that was sent to the registration Email.

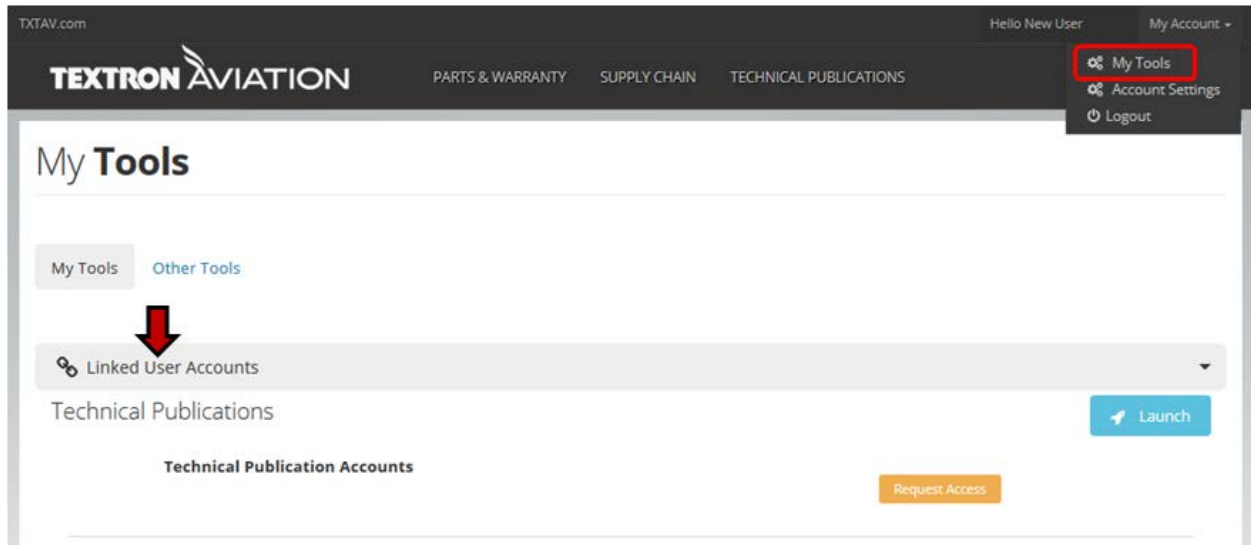


Click on **Confirm Registration** then **Click here to Log In**.

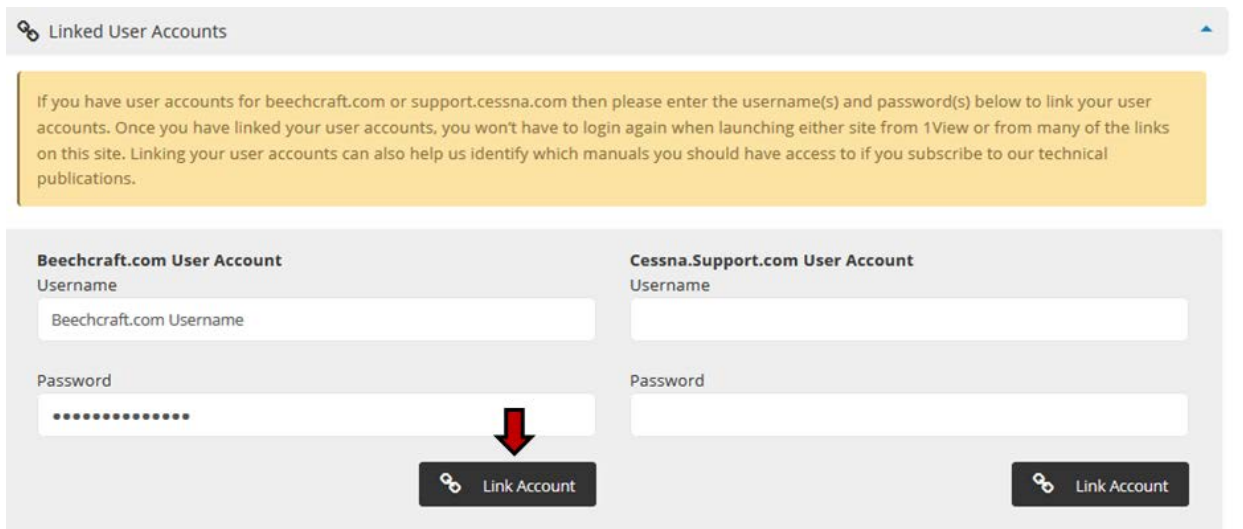


Once registration is complete, user accounts on Beechcraft.com and/or Cessnasupport.com can be linked to the txtav.com log-in to create a single sign-on.

After logging into **My Tools** (or select **My Tools** from **My Account**), click on **Linked User Accounts**.



If you have a Beechcraft.com username and password, enter them under **Beechcraft.com User Account** then click **Link Account**.



An "Account Linking Successful" message will appear with a link to Beechcraft.com.

Linked User Accounts

Account Linking Successful

If you have user accounts for beechcraft.com or support.cessna.com then please enter the username(s) and password(s) below to link your user accounts. Once you have linked your user accounts, you won't have to login again when launching either site from 1View or from many of the links on this site. Linking your user accounts can also help us identify which manuals you should have access to if you subscribe to our technical publications.

<p><b>Beechcraft.com User Account</b></p> <p>Successfully Linked! <a href="#">Go To Beechcraft.com</a></p>	<p><b>Cessna.Support.com User Account</b></p> <p>Username</p> <input type="text"/> <p>Password</p> <input type="password"/> <p> Link Account</p>
--	--

If you have a Cessnasupport.com User Account, enter the username and password under **Cessna.Support.com User Account** and click **Link Account**.

Linked User Accounts

If you have user accounts for beechcraft.com or support.cessna.com then please enter the username(s) and password(s) below to link your user accounts. Once you have linked your user accounts, you won't have to login again when launching either site from 1View or from many of the links on this site. Linking your user accounts can also help us identify which manuals you should have access to if you subscribe to our technical publications.

<p><b>Beechcraft.com User Account</b></p> <p>Username</p> <input type="text"/> <p>Password</p> <input type="password"/> <p> Link Account</p>	<p><b>Cessna.Support.com User Account</b></p> <p>Username</p> <input type="text" value="Cessnasupport.com User Account"/> <p>Password</p> <input type="password" value="....."/> <p></p> <p> Link Account</p>
--	---

The same message will appear and provide a link to Cessnasupport.com. No log-in will be required to either site once the accounts have been linked and you log into txtav.com.

Account Linking Successful

If you have user accounts for beechcraft.com or support.cessna.com then please enter the username(s) and password(s) below to link your user accounts. Once you have linked your user accounts, you won't have to login again when launching either site from 1View or from many of the links on this site. Linking your user accounts can also help us identify which manuals you should have access to if you subscribe to our technical publications.

<p><b>Beechcraft.com User Account</b></p> <p>Successfully Linked! <a href="#">Go To Beechcraft.com</a></p>	<p><b>Cessna.Support.com User Account</b></p> <p>Successfully Linked! <a href="#">Go To Cessna.Support.com</a></p>
--	--

Customer account number(s) will be listed under **Technical Publication Accounts**. For those users who have multiple accounts, all account numbers associated with Beechcraft.com and Cessnasupport.com will be listed. Please note Beechcraft.com account numbers will be converted to a Textron Aviation account number.

<b>Beechcraft.com User Account</b> ✔ Successfully Linked! <a href="#">Go To Beechcraft.com</a>	<b>Cessna.Support.com User Account</b> ✔ Successfully Linked! <a href="#">Go To Cessna.Support.com</a>
---	---

Technical Publications [Launch](#)

**Technical Publication Accounts**  
12345  
67890

Click **Launch** to open the Textron Aviation Technical Publications home page. The links listed under Beechcraft and Cessna will take you back to the Beechcraft.com and Cessnasupport.com websites using the Single Sign-on feature.

TEXTRON AVIATION

HOME SERVICE INFORMATION 1VIEW BEEHCRAFT CESSNA

## Textron Aviation Technical Publications

Welcome

Welcome to the Textron Aviation Technical Publications Home Page. This website includes technical publications data and documents for all three Textron Aviation brands: Beechcraft, Cessna and Hawker. The site houses an all-new web-based viewer that combines the best functionality of the well-known Cesview and IML libraries, with many new and improved features. The web-based viewer also includes flight information alongside the maintenance and parts documents for ease of use. An extensive, searchable Service Information library is available at no charge to provide the latest information for your airplane.

Update your user profile, manage your technical publications orders and renew subscriptions in My Pubs Account. Help is available by clicking on the Help/FAQ link.

Parts information is available for all brands in a variety of ways such as downloadable parts lists, parts substitution lists and PDF versions of Parts Catalogs – all at no charge. Order parts through the Textron Aviation Parts Website by using the checkout feature of the TechPubs web-based viewer.

### Get Started

- Explore new w...
- Watch TMDA's...
- Register for an upcoming webinar or workshop.

172,153 Illustrations  
**One System.**

[Explore more >](#)

Click on the **1View** link to access the technical manuals and the **Service Information** link for service bulletins and communiques. Separate user's guides are available for both.